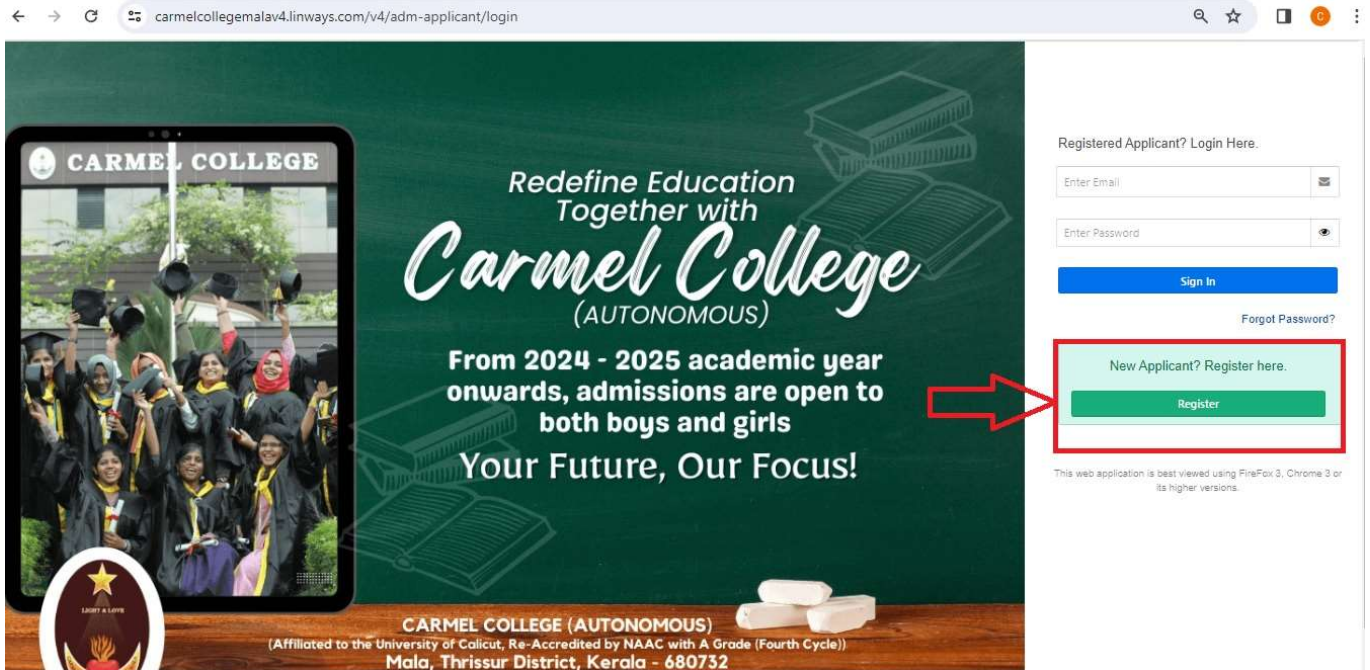


U.G Application Form

Step 1

Login to <https://carmelcollegemalav4.linways.com/v4/adm-applicant/login> for new Application

New Applicant: Click  button



Step 2

ശ്രദ്ധിക്കുക



2. മൊബൈൽ നമ്പർ, ഇ-മെയിൽ ഐഡി എന്നിവ അപേക്ഷകന്റെയോ/ മാതാപിതാക്കളുടെയോ/ രക്ഷകർത്താവിന്റെയോ മാത്രം സമർപ്പിക്കുക. ഒരു കാരണവശാലും ഇന്റർനെറ്റ് കണക്ഷനുകളുടെയോ, അപേക്ഷ പൂരിപ്പിക്കുന്നതിനായി സമീപിച്ചിട്ടുള്ള മറ്റു ഏജൻസികളുടെയോ മൊബൈൽ നമ്പർ നൽകരുത്. സുപ്രധാനമായ പല കാര്യങ്ങളും SMS വഴിയാണ് അറിയിക്കുന്നത്. മറ്റുള്ളവരുടെ മൊബൈൽ നമ്പറാണ് നൽകുന്നതെങ്കിൽ അലോട്ട്മെന്റ് ഉൾപ്പെടെയുള്ള സുപ്രധാന വിവരങ്ങൾ അറിയാതെ പോകുവാൻ ഇടയുണ്ട് .)



Enter your personal details

The screenshot shows a web browser window with the URL <https://carmelcollegemalav4.linways.com/v4/adm-applicant/login>. The page title is "Candidate Registration". The form contains the following fields:

- Name of Candidate*: Enter Name (with a note: "As per the qualifying examination")
- Gender*: Select gender
- Email address*: Enter Email address (with a note: "Use lower-case letters to enter E-Mail ID")
- Mobile number*: Enter Mobile number

Below the form, there is a checkbox labeled "I'm not a robot" (circled in red), a reCAPTCHA logo, and a "Register student" button (circled in red). There is also a "Back to home" button.

You will get your user ID and password in the registered email/phone number after Registration

User ID will be your *Registered email ID*

Step 3

Sign in with your registered e-mail ID and password received in mail/SMS

The screenshot shows the Carmel College website with a large banner on the left and a login form on the right. The banner features a photo of graduates and the text: "Redefine Education Together with Carmel College (AUTONOMOUS) From 2024 - 2025 academic year onwards, admissions are open to both boys and girls Your Future, Our Focus! CARMEL COLLEGE (AUTONOMOUS) (Affiliated to the University of Calicut, Re-Accredited by NAAC with A Grade (Fourth Cycle)) Mala, Thrissur District, Kerala - 680732".

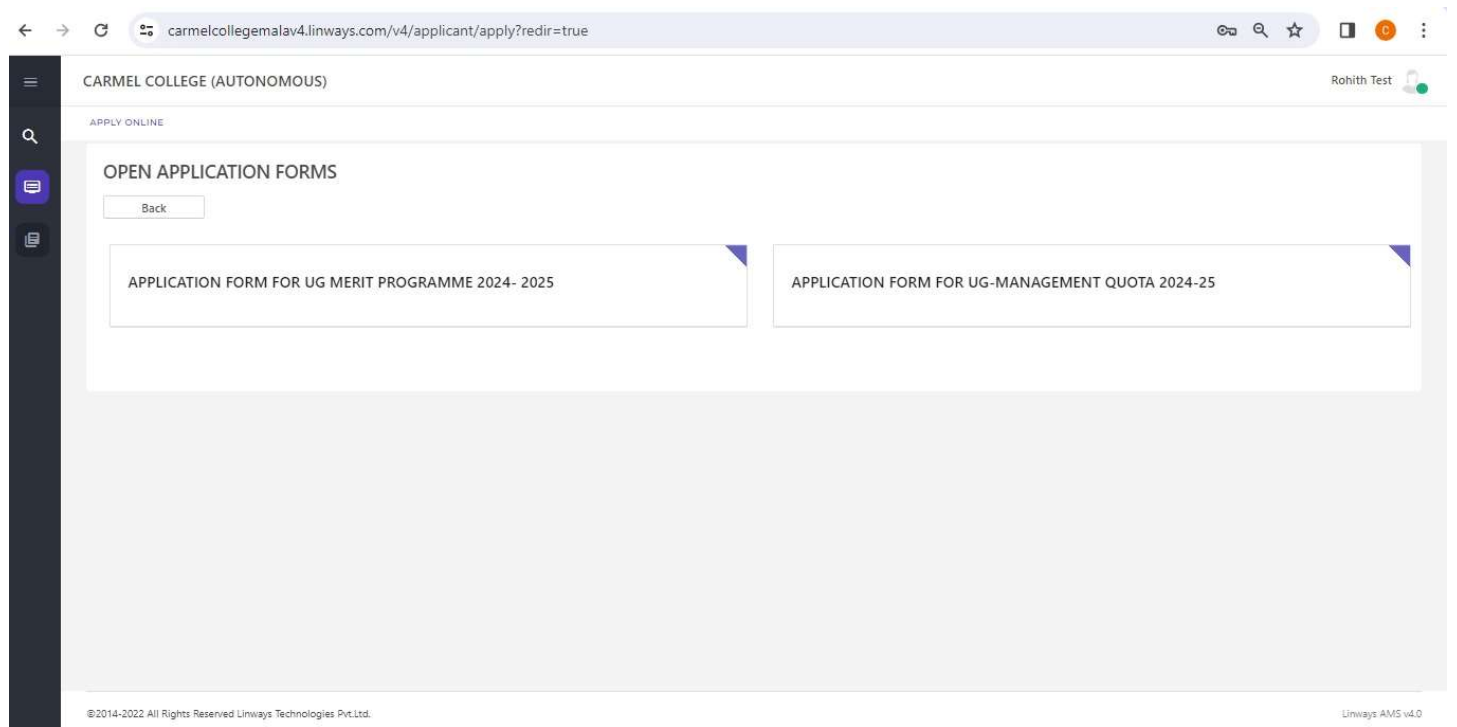
The login form on the right is titled "Registered Applicant? Login Here" (with a red arrow pointing to it). It contains the following fields:

- Enter Email
- Enter Password

Below the fields is a blue "Sign In" button. There is also a link for "Forgot Password?" and a section for "New Applicant? Register here" with a green "Register" button. At the bottom, a note states: "This web application is best viewed using Firefox 3, Chrome 3 or its higher versions."

Step 4

Select the UG application form



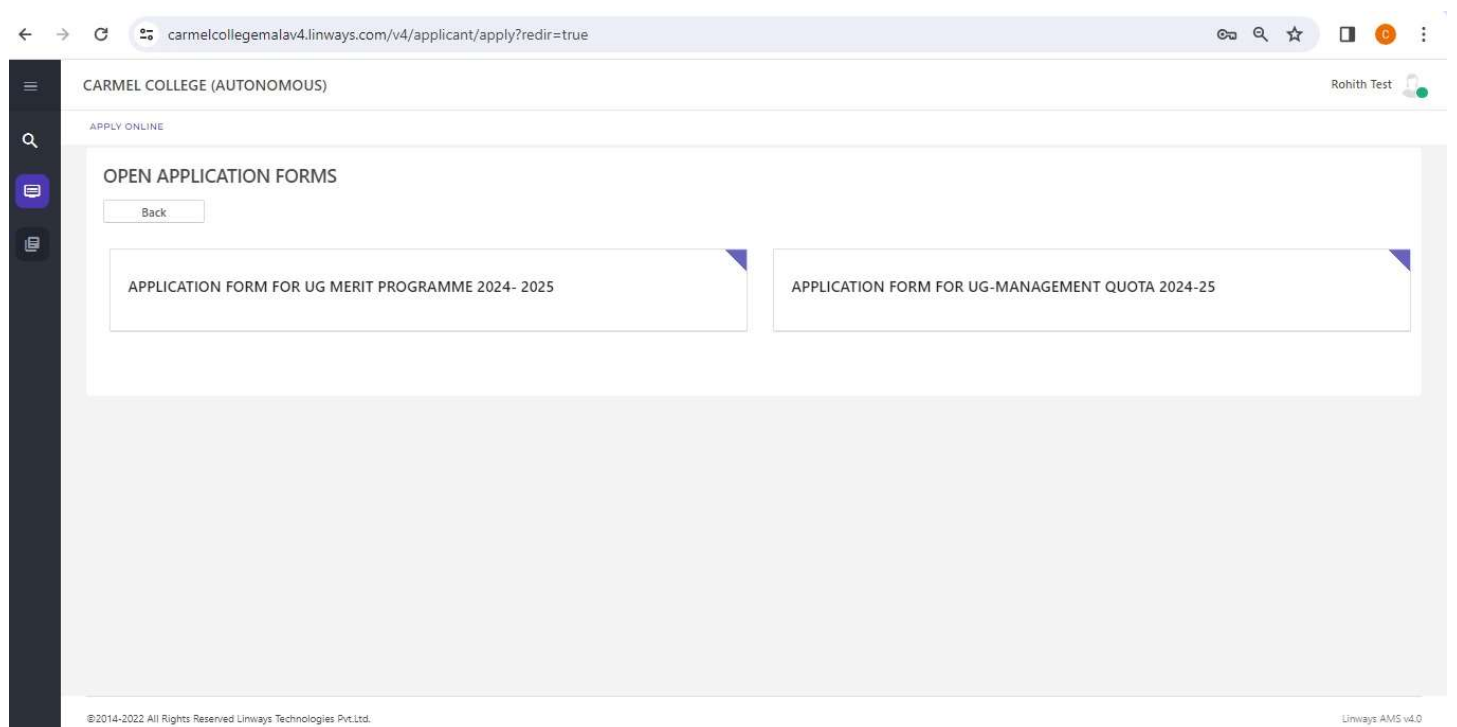
The screenshot shows a web browser at the URL `carmelcollegemalav4.linways.com/v4/applicant/apply?redir=true`. The page header identifies the institution as "CARMEL COLLEGE (AUTONOMOUS)" and the user as "Rohith Test". The main content area is titled "OPEN APPLICATION FORMS" and includes a "Back" button. Two application form options are displayed as cards:

- APPLICATION FORM FOR UG MERIT PROGRAMME 2024- 2025
- APPLICATION FORM FOR UG-MANAGEMENT QUOTA 2024-25

The footer contains the copyright notice "©2014-2022 All Rights Reserved Linways Technologies Pvt.Ltd." and the version "Linways AMS v4.0".

Step 5

Select the UG Merit Programme / UG Management Quota



This screenshot is identical to the one in Step 4, showing the "OPEN APPLICATION FORMS" section with the same two application form options: "APPLICATION FORM FOR UG MERIT PROGRAMME 2024- 2025" and "APPLICATION FORM FOR UG-MANAGEMENT QUOTA 2024-25". The page layout, including the header, navigation, and footer, remains the same.

Step 6

Enter the personal details

The screenshot shows the 'APPLICATION FORM FOR UG MERIT PROGRAMME 2024- 2025' on the Carmel College website. The 'PERSONAL DETAILS' step is highlighted with a red circle. The form contains the following fields:

- 1. Candidate Name*: ROHITH TEST
- 2. CAP ID No. of the Candidate: [Empty]
- 3. Date of Birth*: 01-02-2000
- 4. Age*: 24
- 5. Nationality*: Indian
- 6. Religion*: [Empty]

Step 7

Online fee Payment for

UG Merit Programme: -

- General - Rs.100
- SC/ST - Rs.50

UG Management Quota – Rs.100

The screenshot shows the 'APPLICATION FORM FOR UG MERIT PROGRAMME 2024- 2025' on the Carmel College website. The 'PAYMENT DETAILS' step is highlighted with a red circle. A blue banner displays the message: 'You have already completed the payment.' with a 'Proceed' button below it.

Step 8

Enter weightage details.

If You have more than one weightage or bonus class, click the **Add Another** button

The screenshot shows the 'WEIGHTAGE QUOTA' step of the application process. The progress bar at the top indicates three steps: 'PAYMENT DETAILS', 'WEIGHTAGE QUOTA' (highlighted with a red circle), and 'PHOTO AND SIGNATURE'. The main content area is titled '1. Weightage Quotas' and contains a form with a dropdown menu and a red trash icon. A red box highlights the '+Add Another' button. Below the form, there is a note: 'Click on Add Another button, if you have multiple Bonus/weightage etc.' The form also includes two dropdown menus: '2. Eligible for Applying Sports Quota?' (set to 'No') and '3. Whether candidate has any disability (Minimum 40% Disability)' (set to 'NIL'). A 'Submit' button is located at the bottom left of the form.

Step 9

Upload Your Photo and Signature

- A scanned copy of the passport size photo (Max 500KB)
- A scanned copy of the signature of the candidate (Max 500KB)

The screenshot shows the 'PHOTO AND SIGN' step of the application process. The progress bar at the top indicates three steps: 'PAYMENT DETAILS', 'PHOTO AND SIGN' (highlighted with a red circle), and 'EDUCATIONAL DETAILS'. The main content area is titled 'Student Photo*' and contains a large dashed box with an 'Upload a file' button highlighted in a red box. Below this is the 'Sign Image*' section, also with a large dashed box and an 'Upload a file' button highlighted in a red box. A 'Submit' button is located at the bottom left of the form.

Step 10

Enter Your Educational Details

The screenshot shows a web browser window with the URL `carmelcollegemalav4.linways.com/v4/applicant/apply?redir=true`. The page header identifies the institution as "CARMEL COLLEGE (AUTONOMOUS)". The main heading is "APPLICATION FORM FOR UG MERIT PROGRAMME 2024- 2025". A progress bar at the top indicates three steps: "PHOTO AND SIGNATURE", "EDUCATIONAL DETAILS" (highlighted with a red circle), and "COURSE SELECTION".

The form fields include:

- 1. TC Certificate Date:
- 2. TC Certificate Number:
- 3. Class XIIth Details:
 - 12th School Board*:
 - 12th School Stream*:
 - Class 12th School Address:
 - Class 12th Register No*:

Step 11

Select your Course/Programme

The screenshot shows the same web browser window, now at Step 11. The progress bar shows "EDUCATIONAL DETAILS", "COURSE SELECTION" (highlighted with a red circle), and "CERTIFICATE DETAILS". The main heading is "APPLICATION FORM FOR UG MERIT PROGRAMME 2024- 2025".

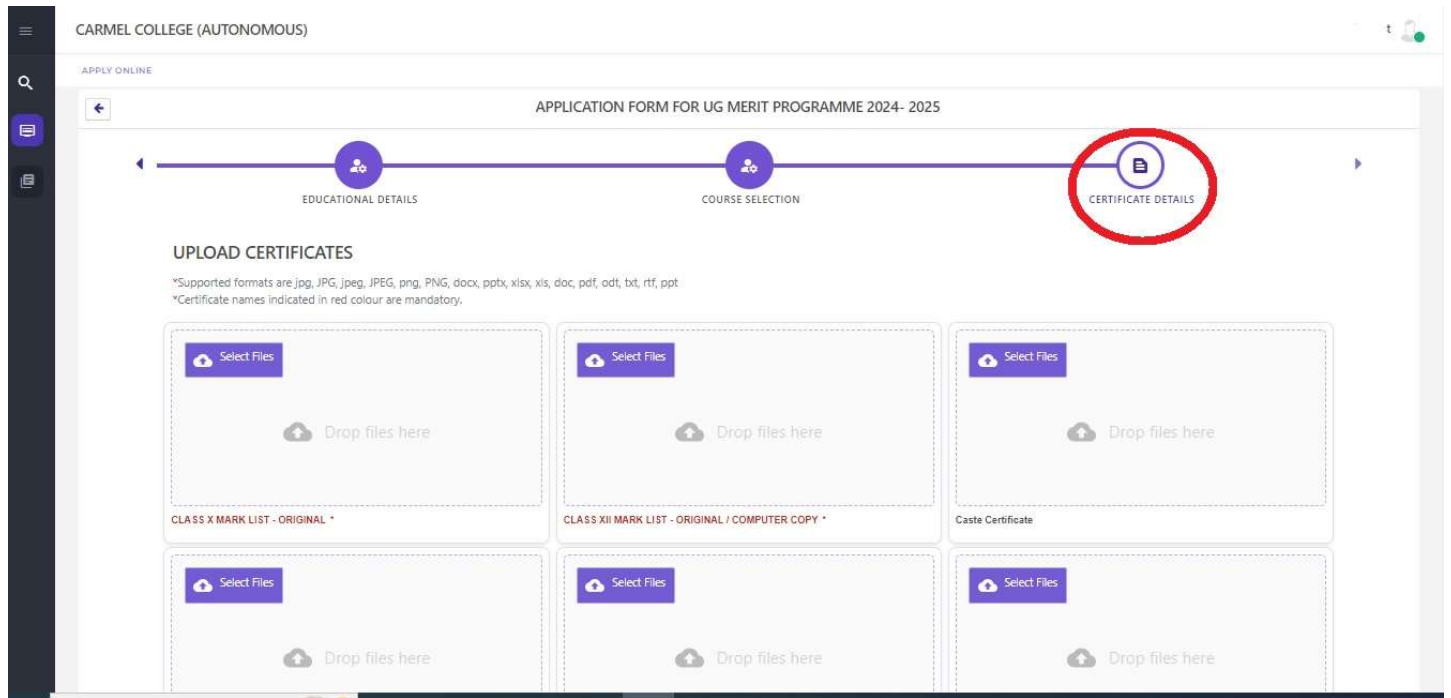
The form is titled "Enter Your Course Preference" and contains six preference fields:

- Preference 1*:
- Preference 2:
- Preference 3:
- Preference 4:
- Preference 5:
- Preference 6:

Step 12

Upload certificates

scanned copy of certificates (Max 500KB)



CARMEL COLLEGE (AUTONOMOUS)

APPLY ONLINE

APPLICATION FORM FOR UG MERIT PROGRAMME 2024- 2025

EDUCATIONAL DETAILS COURSE SELECTION **CERTIFICATE DETAILS**

UPLOAD CERTIFICATES

*Supported formats are jpg, JPG, jpeg, JPEG, png, PNG, docx, pptx, xlsx, xls, doc, pdf, odt, txt, rtf, ppt
*Certificate names indicated in red colour are mandatory.

Select Files Drop files here

Select Files Drop files here

Select Files Drop files here

Select Files Drop files here

Select Files Drop files here

Select Files Drop files here

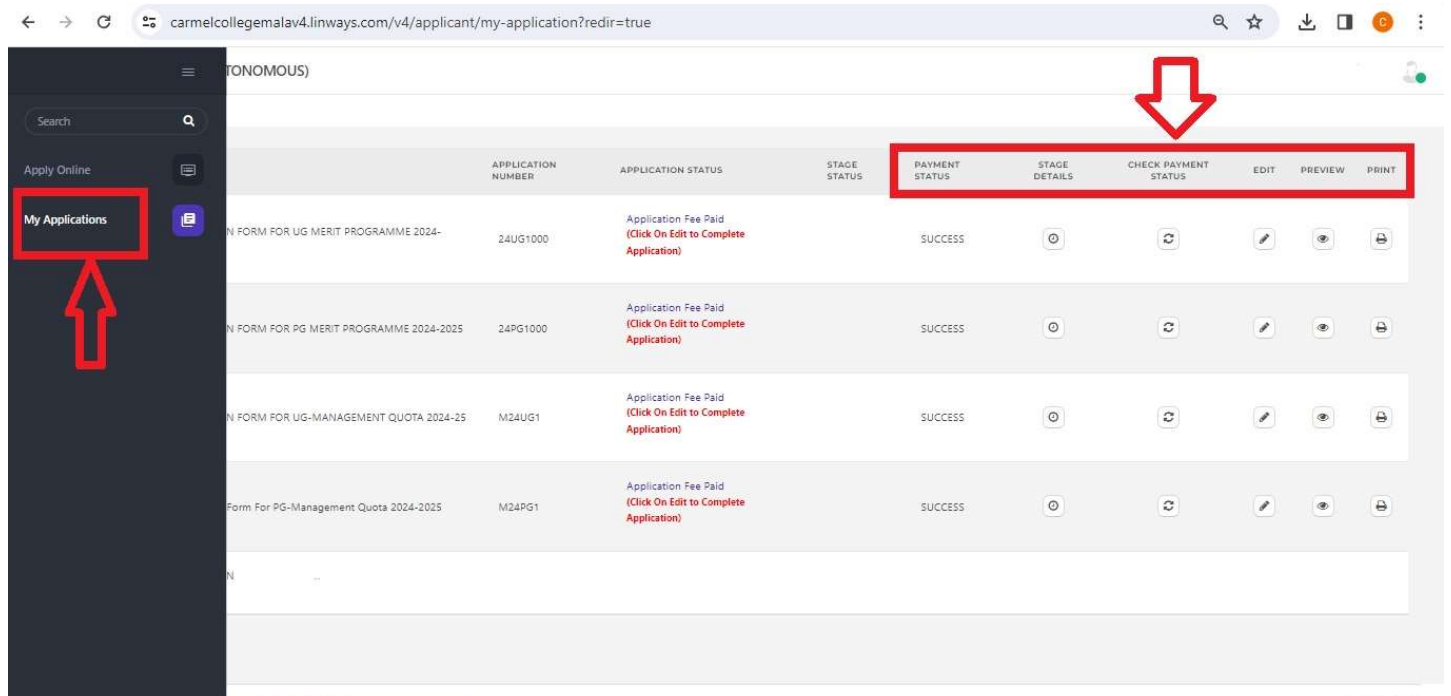
CLASS X MARK LIST - ORIGINAL *

CLASS XII MARK LIST - ORIGINAL / COMPUTER COPY *

Caste Certificate

Step 13

- Click on my Application to see your application
- Click on print button to take printout
- Click on edit button to edit the application
- Click on preview button to see your application



carmelcollegemalav4.linways.com/v4/applicant/my-application?redir=true

Apply Online

My Applications

APPLICATION NUMBER	APPLICATION STATUS	STAGE STATUS	PAYMENT STATUS	STAGE DETAILS	CHECK PAYMENT STATUS	EDIT	PREVIEW	PRINT
APPLICATION FORM FOR UG MERIT PROGRAMME 2024-	Application Fee Paid (Click On Edit to Complete Application)		SUCCESS					
APPLICATION FORM FOR PG MERIT PROGRAMME 2024-2025	Application Fee Paid (Click On Edit to Complete Application)		SUCCESS					
APPLICATION FORM FOR UG-MANAGEMENT QUOTA 2024-25	Application Fee Paid (Click On Edit to Complete Application)		SUCCESS					
Form For PG-Management Quota 2024-2025	Application Fee Paid (Click On Edit to Complete Application)		SUCCESS					